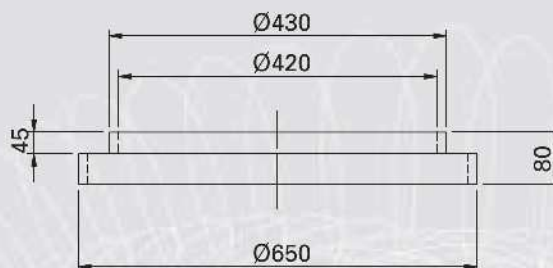




Riduzione VTR 600/400 *VTR 600/400 adapter*



Riduzione VTR 600/500 *VTR 500/400 adapter*



Riduzione VTR 700/600 *VTR 700/600 adapter*



Serranda di chiusura a gravità da:

Ø 400 a Ø 500 fino a 1400 giri
Ø 600 a Ø 700 solo a 700/900 giri max.

VTR 700/600 adapter

from Ø 400 to Ø 500 up to 1400 rpm
from Ø 600 to Ø 700 only for 700/900 rpm max.

